

ZPure™ Gas Purifiers & Filters





## Stainless Steel Traps

- High-Efficiency in-line traps with outstanding capacity
- High quality activated adsorbents for long purifier life and efficient contaminant removal
- Various size and fitting configurations to fit existing installations

Note: Filter lifetime is dependent on quality of incoming gas and the flow rate. For more detailed specifications on individual applications please contact CRS at [Sales@ChromRes.com](mailto:Sales@ChromRes.com).



From Left to Right:  
130 cc, 475 cc, 500 cc, 750 cc



Compression Fittings seal well and can be broken and re-tightened many times if used properly. They are compatible with industry standard ferrules and tubing.



Quick Connect Fittings are used for fast connections and replacements. They have superior seals that use o-rings and check valves to protect gas lines.



Push-to-Connect Fittings are used to connect plastic tubing with a quick and easy connection. Push-to-connect fittings have lower pressure ratings, and permeation through plastic tubing can have some effect on the ultimate purity level of the gas.



## ZPure™ Dual Filters

The ZPure Dual Filter removes oxygen and moisture from He, Ar, N<sub>2</sub>, H<sub>2</sub>, and methane to low ppb levels, with very high capacity in a compact package. The ZPure Dual Filter is available in one 130 cc size filter with standard compression fittings in 1/4" and 1/8" brass and stainless steel.

130 cc	Capacity <sup>1</sup>	Efficiency	Nominal Flow Rate <sup>2</sup>	Max Flow Rate <sup>3</sup>	Hazardous Shipping	Max. Pressure	Approximate Dimensions	Fitting Type	Part Number
	O <sub>2</sub> : 600 cc H <sub>2</sub> O: 6.0 g	< 5 ppb H <sub>2</sub> O: < 20 ppb	430 cc/min	1.4 SLPM	SMALL QUANTITY EXCEPTION	68.9 bar / 1000 psi	3.2 cm x 28 cm	1/8" Brass Compression Fittings	202206-B
								1/8" Stainless Steel Compression Fittings	202206-SS
								1/4" Brass Compression Fittings	202207-B
								1/4" Stainless Steel Compression Fittings	202207-SS

1) Oxygen capacity is a function of flow rate - the oxygen capacity is determined using the nominal flow rate. The water capacity is determined for an inlet impurity level of 200 ppm H<sub>2</sub>O.

2) The nominal flow rate is the recommended flow rate for an estimated gas purifier life of 1 year. This assumes the following inlet impurities: 1 ppm O<sub>2</sub> and 1 ppm H<sub>2</sub>O.

3) The maximum recommended flow rate is recommended for intermittent use only.



## ZPure™ O<sub>2</sub> Filters

The ZPure O<sub>2</sub> Filter removes oxygen from He, Ar, N<sub>2</sub>, H<sub>2</sub>, and methane to low ppb levels, with very high capacity in a compact package. The ZPure O<sub>2</sub> Filter is available in one 130 cc size filter with standard compression fittings or quick connect fittings in 1/4" and 1/8" brass and stainless steel.

130 cc	Capacity <sup>1</sup>	Efficiency	Nominal Flow Rate <sup>2</sup>	Max Flow Rate <sup>3</sup>	Hazardous Shipping	Max. Pressure	Approximate Dimensions	Fitting Type	Part Number
	O <sub>2</sub> : 2500 cc	< 5 ppb	1 SLPM	1 SLPM	HAZARDOUS UN3190	68.9 bar / 1000 psi	3.2 cm x 28 cm	1/8" Brass Compression Fittings	202216-B
								1/8" Stainless Steel Compression Fittings	202216-SS
								1/4" Brass Compression Fittings	202217-B
								1/4" Stainless Steel Compression Fittings	202217-SS
								1/8" Brass Quick Connect Fittings	202216-B-QC
						13.8 bar / 200 psi	3.2 cm x 34 cm (28 cm w/o adapters)	1/8" Stainless Steel Quick Connect Fittings	202216-SS-QC
								1/4" Brass Quick Connect Fittings	202217-B-QC
								1/4" Stainless Steel Quick Connect Fittings	202217-SS-QC

1) Oxygen capacity is a function of flow rate - the oxygen capacity is determined using the nominal flow rate.

2) The nominal flow rate is the recommended flow rate for an estimated gas purifier life of 1 year. This assumes the following inlet impurities: 1 ppm O<sub>2</sub>.

3) The maximum recommended flow rate is recommended for intermittent use only.



# ZPure™ HC Filters

The ZPure HC Filter removes hydrocarbons heavier than butane from inert gases, He, Ar, N<sub>2</sub>, H<sub>2</sub>, and clean dry air (CDA) to low ppb levels. It is also recommended for most applications that require hydrocarbon-free gas, and is available in 4 sizes of stainless steel cylinders ranging from 130 cc to 750 cc. The ZPure HC Filter is available with standard compression fittings and quick connect fittings offered in 1/4" and 1/8" brass and stainless steel, or metal push-to-connect fittings in 1/4" and 6 mm for plastic tubing and non-carrier gas lines.

	Nominal Capacity <sup>1</sup>	Maximum Capacity <sup>2</sup>	Efficiency	Nominal Flow Rate <sup>3</sup>	Max Recommended Flow Rate <sup>4</sup>	Hazardous Shipping?	Max Pressure	Approximate Dimensions	Fitting Type	Part Number
130 cc	HC : 11 g	HC: 36 g	< 5 ppb	1 SLPM	10 SLPM	NO	68.9 bar / 1000 psi	3.2 cm x 28 cm	1/8" Brass Compression Fittings	202232-B
									1/8" Stainless Steel Compression Fittings	202232-SS
									1/4" Brass Compression Fittings	202233-B
									1/4" Stainless Steel Compression Fittings	202233-SS
							13.8 bar / 200 psi	3.2 cm x 34 cm (28 cm w/o fittings)	1/8" Brass Quick Connect Fittings	202232-B-QC
									1/8" Stainless Steel Quick Connect Fittings	202232-SS-QC
									1/4" Brass Quick Connect Fittings	202233-B-QC
									1/4" Stainless Steel Quick Connect Fittings	202233-SS-QC
							10.3 bar / 150 psi	3.2 cm x 25.5 cm	1/4" Nickel Plated Brass Push-To-Connect Fittings	202232-4-PC
									6 mm Nickel Plated Brass Push-To-Connect Fittings	202232-6-PC
LS - 475 cc	HC : 40 g	HC: 131 g	< 5 ppb	3.7 SLPM	36 SLPM	NO	68.9 bar / 1000 psi	3.8 cm x 57 cm	1/8" Brass Compression Fittings	202232L-B
									1/8" Stainless Steel Compression Fittings	202232L-SS
									1/4" Brass Compression Fittings	202233L-B
									1/4" Stainless Steel Compression Fittings	202233L-SS
							13.8 bar / 200 psi	3.8 cm x 63 cm (57 cm w/o fittings)	1/8" Brass Quick Connect Fittings	202232L-B-QC
									1/8" Stainless Steel Quick Connect Fittings	202232L-SS-QC
									1/4" Brass Quick Connect Fittings	202233L-B-QC
									1/4" Stainless Steel Quick Connect Fittings	202233L-SS-QC
							10.3 bar / 150 psi	3.8 cm x 54.5 cm	1/4" Nickel Plated Brass Push-To-Connect Fittings	202232L-4-PC
									6 mm Nickel Plated Brass Push-To-Connect Fittings	202232L-6-PC
DS - 500 cc	HC : 42 g	HC: 137 g	< 5 ppb	3.8 SLPM	38 SLPM	NO	13.8 bar / 200 psi	5 cm x 35 cm	1/8" Brass Compression Fittings	202232D-B
									1/8" Stainless Steel Compression Fittings	202232D-SS
									1/4" Brass Compression Fittings	202233D-B
									1/4" Stainless Steel Compression Fittings	202233D-SS
								5 cm x 41 cm (35 cm w/o fittings)	1/8" Brass Quick Connect Fittings	202232D-B-QC
									1/8" Stainless Steel Quick Connect Fittings	202232D-SS-QC
							10.3 bar / 150 psi	5 cm x 33 cm	1/4" Brass Quick Connect Fittings	202233D-B-QC
									1/4" Stainless Steel Quick Connect Fittings	202233D-SS-QC
									1/4" Nickel Plated Brass Push-To-Connect Fittings	202232D-4-PC
									6 mm Nickel Plated Brass Push-To-Connect Fittings	202232D-6-PC
XLS - 750 cc	HC : 63 g	HC: 206 g	< 5 ppb	5.8 SLPM	57 SLPM	NO	13.8 bar / 200 psi	5 cm x 50 cm	1/8" Brass Compression Fittings	202232XL-B
									1/8" Stainless Steel Compression Fittings	202232XL-SS
									1/4" Brass Compression Fittings	202233XL-B
									1/4" Stainless Steel Compression Fittings	202233XL-SS
								5 cm x 56 cm (50 cm w/o fittings)	1/8" Brass Quick Connect Fittings	202232XL-B-QC
									1/8" Stainless Steel Quick Connect Fittings	202232XL-SS-QC
							10.3 bar / 150 psi	5 cm x 47.5 cm	1/4" Brass Quick Connect Fittings	202233XL-B-QC
									1/4" Stainless Steel Quick Connect Fittings	202233XL-SS-QC
									1/4" Nickel Plated Brass Push-To-Connect Fittings	202232XL-4-PC
									6 mm Nickel Plated Brass Push-To-Connect Fittings	202232XL-6-PC


1) The nominal hydrocarbon capacity is determined for an inlet impurity level of 500 ppm pentane.

2) The maximum hydrocarbon capacity is determined for an inlet impurity level of 2300 ppm pentane.

3) The nominal flow rate is the recommended flow rate for an estimated gas purifier life of 1 year. This assumes the following inlet impurities: 1 ppm hydrocarbons (C5 and heavier)

4) The maximum recommended flow rate is recommended for intermittent use only.

# Gas Purifiers & Filters



## ZPure™ H<sub>2</sub>O Filters

The ZPure H<sub>2</sub>O Filter removes water from inert gases, He, Ar, N<sub>2</sub>, H<sub>2</sub>, methane and clean dry air (CDA) to low ppb levels, with very high capacity. It is recommended for any application that requires ultra-dry gas, and is available in 4 sizes of stainless steel cylinders ranging from 130 cc to 750 cc. The ZPure H<sub>2</sub>O Filter is available with standard compression fittings or quick connect fittings offered in 1/4" and 1/8" brass and stainless steel, or metal push-to-connect fittings in 1/4" and 6 mm for plastic tubing and non-carrier gas lines

	Nominal Capacity <sup>1</sup>	Maximum Capacity <sup>2</sup>	Efficiency	Nominal Flow Rate <sup>3</sup>	Max Recommended Flow Rate <sup>4</sup>	Hazardous Shipping?	Max Pressure	Approximate Dimensions	Fitting Type	Part Number
130 cc	H <sub>2</sub> O: 12 g	H <sub>2</sub> O: 22 g	< 20 ppb	1 SLPM	10 SLPM	NO	68.9 bar / 1000 psi	3.2 cm x 28 cm	1/8" Brass Compression Fittings	202230-B
									1/8" Stainless Steel Compression Fittings	202230-SS
									1/4" Brass Compression Fittings	202231-B
									1/4" Stainless Steel Compression Fittings	202231-SS
							13.8 bar / 200 psi	3.2 cm x 34 cm (28 cm w/o fittings)	1/8" Brass Quick Connect Fittings	202230-B-QC
									1/8" Stainless Steel Quick Connect Fittings	202230-SS-QC
									1/4" Brass Quick Connect Fittings	202231-B-QC
									1/4" Stainless Steel Quick Connect Fittings	202231-SS-QC
							10.3 bar / 150 psi	3.2 cm x 25.5 cm	1/4" Nickel Plated Brass Push-To-Connect Fittings	202230-4-PC
									6 mm Nickel Plated Brass Push-To-Connect Fittings	202230-6-PC
LS - 475 cc	H <sub>2</sub> O: 45 g	H <sub>2</sub> O: 79 g	< 20 ppb	3.7 SLPM	36 SLPM	NO	68.9 bar / 1000 psi	3.8 cm x 57 cm	1/8" Brass Compression Fittings	202230L-B
									1/8" Stainless Steel Compression Fittings	202230L-SS
									1/4" Brass Compression Fittings	202231L-B
									1/4" Stainless Steel Compression Fittings	202231L-SS
							13.8 bar / 200 psi	3.8 cm x 63 cm (57 cm w/o fittings)	1/8" Brass Quick Connect Fittings	202230L-B-QC
									1/8" Stainless Steel Quick Connect Fittings	202230L-SS-QC
									1/4" Brass Quick Connect Fittings	202231L-B-QC
									1/4" Stainless Steel Quick Connect Fittings	202231L-SS-QC
							10.3 bar / 150 psi	3.8 cm x 54.5 cm	1/4" Nickel Plated Brass Push-To-Connect Fittings	202230L-4-PC
									6 mm Nickel Plated Brass Push-To-Connect Fittings	202230L-6-PC
DS - 500 cc	H <sub>2</sub> O: 48 g	H <sub>2</sub> O: 83 g	< 20 ppb	3.8 SLPM	38 SLPM	NO	13.8 bar / 200 psi	5 cm x 35 cm	1/8" Brass Compression Fittings	202230D-B
									1/8" Stainless Steel Compression Fittings	202230D-SS
									1/4" Brass Compression Fittings	202231D-B
									1/4" Stainless Steel Compression Fittings	202231D-SS
								5 cm x 41 cm (35 cm w/o fittings)	1/8" Brass Quick Connect Fittings	202230D-B-QC
									1/8" Stainless Steel Quick Connect Fittings	202230D-SS-QC
									1/4" Brass Quick Connect Fittings	202231D-B-QC
									1/4" Stainless Steel Quick Connect Fittings	202231D-SS-QC
							10.3 bar / 150 psi	5 cm x 33 cm	1/4" Nickel Plated Brass Push-To-Connect Fittings	202230D-4-PC
									6 mm Nickel Plated Brass Push-To-Connect Fittings	202230D-6-PC
XLS - 750 cc	H <sub>2</sub> O: 72 g	H <sub>2</sub> O: 124 g	< 20 ppb	5.8 SLPM	57 SLPM	NO	13.8 bar / 200 psi	5 cm x 50 cm	1/8" Brass Compression Fittings	202230XL-B
									1/8" Stainless Steel Compression Fittings	202230XL-SS
									1/4" Brass Compression Fittings	202231XL-B
									1/4" Stainless Steel Compression Fittings	202231XL-SS
								5 cm x 56 cm (50 cm w/o fittings)	1/8" Brass Quick Connect Fittings	202230XL-B-QC
									1/8" Stainless Steel Quick Connect Fittings	202230XL-SS-QC
									1/4" Brass Quick Connect Fittings	202231XL-B-QC
									1/4" Stainless Steel Quick Connect Fittings	202231XL-SS-QC
							10.3 bar / 150 psi	5 cm x 47.5 cm	1/4" Nickel Plated Brass Push-To-Connect Fittings	202230XL-4-PC
									6 mm Nickel Plated Brass Push-To-Connect Fittings	202230XL-6-PC

1) The nominal water capacity is determined for an inlet impurity level of 200 ppm H<sub>2</sub>O.

2) The maximum water capacity is determined for an inlet impurity level of 10000 ppm H<sub>2</sub>O.

3) The nominal flow rate is the recommended flow rate for an estimated gas purifier life of 1 year. This assumes the following inlet impurities: 1 ppm H<sub>2</sub>O.

4) The maximum recommended flow rate is recommended for intermittent use only.



# ZPure™ CO<sub>2</sub> Filters

The ZPure CO<sub>2</sub> Filter removes CO<sub>2</sub> from inert gases, He, Ar, N<sub>2</sub>, H<sub>2</sub>, and clean dry air (CDA) to low ppb levels. The filter functions by consuming carbon dioxide in a reaction with highly-dispersed NaOH on a silicate support. The reaction produces water which remains adsorbed in the purifier. In applications where water removal is highly critical, we recommend using an additional moisture trap after the CO<sub>2</sub> Filter. It is available in 4 sizes of stainless steel cylinders ranging from 130 cc to 750 cc. The filter is available with standard compression fittings and quick connect fittings offered in 1/4" and 1/8" brass and stainless steel.

	Nominal Capacity <sup>1</sup>	Maximum Capacity <sup>2</sup>	Efficiency	Nominal Flow Rate <sup>3</sup>	Max Recommended Flow Rate <sup>4</sup>	Hazardous Shipping?	Max Pressure	Approximate Dimensions	Fitting Type	Part Number
<b>130 cc</b>	CO <sub>2</sub> : 13 g	CO <sub>2</sub> : 19 g	< 5 ppb	650 cc/min	Contact Sales@ChromRes.com	HAZARDOUS UN1823	68.9 bar / 1000 psi	3.2 cm x 28 cm	1/8" Brass Compression Fittings	202212-B
									1/8" Stainless Steel Compression Fittings	202212-SS
									1/4" Brass Compression Fittings	202213-B
									1/4" Stainless Steel Compression Fittings	202213-SS
							13.8 bar / 200 psi	3.2 cm x 34 cm (28 cm w/o fittings)	1/8" Brass Quick Connect Fittings	202212-B-QC
									1/8" Stainless Steel Quick Connect Fittings	202212-SS-QC
									1/4" Brass Quick Connect Fittings	202213-B-QC
									1/4" Stainless Steel Quick Connect Fittings	202213-SS-QC

<b>LS - 475 cc</b>	CO <sub>2</sub> : 47 g	CO <sub>2</sub> : 69 g	< 5 ppb	2.5 SLPM	Contact Sales@ChromRes.com	HAZARDOUS UN1823	68.9 bar / 1000 psi	3.8 cm x 57 cm	1/8" Brass Compression Fittings	202212L-B
									1/8" Stainless Steel Compression Fittings	202212L-SS
									1/4" Brass Compression Fittings	202213L-B
									1/4" Stainless Steel Compression Fittings	202213L-SS
							13.8 bar / 200 psi	3.8 cm x 63 cm (57 cm w/o fittings)	1/8" Brass Quick Connect Fittings	202212L-B-QC
									1/8" Stainless Steel Quick Connect Fittings	202212L-SS-QC
									1/4" Brass Quick Connect Fittings	202213L-B-QC
									1/4" Stainless Steel Quick Connect Fittings	202213L-SS-QC

<b>DS - 500 cc</b>	CO <sub>2</sub> : 50 g	CO <sub>2</sub> : 73 g	< 5 ppb	2.5 SLPM	Contact Sales@ChromRes.com	HAZARDOUS UN1823	13.8 bar / 200 psi	5 cm x 35 cm	1/8" Brass Compression Fittings	202212D-B
									1/8" Stainless Steel Compression Fittings	202212D-SS
									1/4" Brass Compression Fittings	202213D-B
									1/4" Stainless Steel Compression Fittings	202213D-SS
								5 cm x 41 cm (35 cm w/o fittings)	1/8" Brass Quick Connect Fittings	202212D-B-QC
									1/8" Stainless Steel Quick Connect Fittings	202212D-SS-QC
									1/4" Brass Quick Connect Fittings	202213D-B-QC
									1/4" Stainless Steel Quick Connect Fittings	202213D-SS-QC


<b>XLS - 750 cc</b>	CO <sub>2</sub> : 60 g	CO <sub>2</sub> : 110 g	< 5 ppb	4 SLPM	Contact Sales@ChromRes.com	HAZARDOUS UN1823	13.8 bar / 200 psi	5 cm x 50 cm	1/8" Brass Compression Fittings	202212XL-B
									1/8" Stainless Steel Compression Fittings	202212XL-SS
									1/4" Brass Compression Fittings	202213XL-B
									1/4" Stainless Steel Compression Fittings	202213XL-SS
								5 cm x 56 cm (50 cm w/o fittings)	1/8" Brass Quick Connect Fittings	202212XL-B-QC
									1/8" Stainless Steel Quick Connect Fittings	202212XL-SS-QC
									1/4" Brass Quick Connect Fittings	202213XL-B-QC
									1/4" Stainless Steel Quick Connect Fittings	202213XL-SS-QC

1) The nominal carbon dioxide capacity is determined for an inlet impurity level of 400 ppm CO<sub>2</sub>.  
 2) The maximum carbon dioxide capacity is determined for an inlet impurity level of 1000 ppm CO<sub>2</sub>.  
 3) The nominal flow rate is the recommended flow rate for an estimated gas purifier life of 1 year. This assumes the following inlet impurities: 1 ppm CO<sub>2</sub>.  
 4) For gas flow rates higher than the nominal flow, contact Sales@ChromRes.com for further information.

# Gas Purifiers & Filters

## ZPure™ O<sub>2</sub> / H<sub>2</sub>O Filters

The ZPure O<sub>2</sub> / H<sub>2</sub>O Filter removes oxygen and water from inert gases, He, Ar, N<sub>2</sub>, and H<sub>2</sub>, making it ideal for use with GC and GC/MS carrier gas lines. It differs from the ZPure Dual Filter in that it is completely non-hazardous and is recommended for any application requiring ultra-pure gas free from oxygen and water. It is available in 4 sizes of stainless steel cylinders ranging from 130 cc to 750 cc. The ZPure O<sub>2</sub> / H<sub>2</sub>O Filter is available with standard compression fittings and quick connect fittings offered in 1/4" and 1/8" brass and stainless steel.



	Nominal Capacity <sup>1</sup>	Maximum Capacity <sup>2</sup>	Efficiency	Nominal Flow Rate <sup>3</sup>	Max Recommended Flow Rate <sup>4</sup>	Hazardous Shipping?	Max Pressure	Dimensions	Fitting Type	Part Number
<b>130 cc</b>	O <sub>2</sub> : 275 cc H <sub>2</sub> O: 4.3 g	O <sub>2</sub> : 463 cc H <sub>2</sub> O: 6.6 g	O <sub>2</sub> : < 5 ppb H <sub>2</sub> O: < 20 ppb	430 cc/min	1.4 SLPM	NO	68.9 bar / 1000 psi	3.2 cm x 28 cm	1/8" Brass Compression Fittings	202295-B
									1/8" Stainless Steel Compression Fittings	202295-SS
									1/4" Brass Compression Fittings	202296-B
									1/4" Stainless Steel Compression Fittings	202296-SS
							13.8 bar / 200 psi	3.2 cm x 34 cm (28 cm w/o fittings)	1/8" Brass Quick Connect Fittings	202295-B-QC
									1/8" Stainless Steel Quick Connect Fittings	202295-SS-QC
									1/4" Brass Quick Connect Fittings	202296-B-QC
									1/4" Stainless Steel Quick Connect Fittings	202296-SS-QC
<b>LS - 475 cc</b>	O <sub>2</sub> : 1020 cc H <sub>2</sub> O: 15.9 g	O <sub>2</sub> : 1691 cc H <sub>2</sub> O: 24.1 g	O <sub>2</sub> : < 5 ppb H <sub>2</sub> O: < 20 ppb	1.3 SLPM	4.9 SLPM	NO	68.9 bar / 1000 psi	3.8 cm x 57 cm	1/8" Brass Compression Fittings	202295L-B
									1/8" Stainless Steel Compression Fittings	202295L-SS
									1/4" Brass Compression Fittings	202296L-B
									1/4" Stainless Steel Compression Fittings	202296L-SS
							13.8 bar / 200 psi	3.8 cm x 63 cm (57 cm w/o fittings)	1/8" Brass Quick Connect Fittings	202295L-B-QC
									1/8" Stainless Steel Quick Connect Fittings	202295L-SS-QC
									1/4" Brass Quick Connect Fittings	202296L-B-QC
									1/4" Stainless Steel Quick Connect Fittings	202296L-SS-QC
<b>DS - 500 cc</b>	O <sub>2</sub> : 1060 cc H <sub>2</sub> O: 16.7 g	O <sub>2</sub> : 1780 cc H <sub>2</sub> O: 25.3 g	O <sub>2</sub> : < 5 ppb H <sub>2</sub> O: < 20 ppb	1.6 SLPM	5.2 SLPM	NO	13.8 bar / 200 psi	5 cm x 35 cm	1/8" Brass Compression Fittings	202295D-B
									1/8" Stainless Steel Compression Fittings	202295D-SS
									1/4" Brass Compression Fittings	202296D-B
									1/4" Stainless Steel Compression Fittings	202296D-SS
								5 cm x 41 cm (35 cm w/o fittings)	1/8" Brass Quick Connect Fittings	202295D-B-QC
									1/8" Stainless Steel Quick Connect Fittings	202295D-SS-QC
									1/4" Brass Quick Connect Fittings	202296D-B-QC
									1/4" Stainless Steel Quick Connect Fittings	202296D-SS-QC
<b>XLS - 750 cc</b>	O <sub>2</sub> : 1500 cc H <sub>2</sub> O: 25.0 g	O <sub>2</sub> : 2671 cc H <sub>2</sub> O: 38.0 g	O <sub>2</sub> : < 5 ppb H <sub>2</sub> O: < 20 ppb	2.5 SLPM	7.7 SLPM	NO	13.8 bar / 200 psi	5 cm x 50 cm	1/8" Brass Compression Fittings	202295XL-B
									1/8" Stainless Steel Compression Fittings	202295XL-SS
									1/4" Brass Compression Fittings	202296XL-B
									1/4" Stainless Steel Compression Fittings	202296XL-SS
								5 cm x 56 cm (50 cm w/o fittings)	1/8" Brass Quick Connect Fittings	202295XL-B-QC
									1/8" Stainless Steel Quick Connect Fittings	202295XL-SS-QC
									1/4" Brass Quick Connect Fittings	202296XL-B-QC
									1/4" Stainless Steel Quick Connect Fittings	202296XL-SS-QC

1) Oxygen capacity is a function of flow rate - the nominal oxygen capacity is determined using the nominal flow rate. The nominal water capacity is determined for an inlet impurity level of 200 ppm H<sub>2</sub>O.

2) The maximum oxygen capacity is determined using 30% of the nominal flow rate. The maximum water capacity is determined for an inlet impurity level of 10000 ppm H<sub>2</sub>O.


3) The nominal flow rate is the recommended flow rate for an estimated gas purifier life of 1 year. This assumes the following inlet impurities: 1 ppm O<sub>2</sub> and 1 ppm H<sub>2</sub>O.

4) The maximum recommended flow rate is recommended for intermittent use only.



# ZPure™ PolyGas I Purifiers

The ZPure PolyGas I Purifier removes a wide range of contaminants including oxygen, water, CO<sub>2</sub>, CO, halogenated compounds, siloxanes, hydrocarbons heavier than butane, sulfur-containing molecules, ammonia and other gases. It can be used to purify inert gases, He, Ar, N<sub>2</sub>, and H<sub>2</sub>, making it ideal for use with GC and GC/MS carrier gas lines. It is also recommended for any application requiring ultra-pure gas free from oxygen, water and hydrocarbons (heavier than butane). It is available in 4 sizes of stainless steel cylinders ranging from 130 cc to 750 cc. The ZPure PolyGas I Purifier is available with standard compression fittings and quick connect fittings offered in 1/4" and 1/8" brass and stainless steel.



	Nominal Capacity <sup>1</sup>	Maximum Capacity <sup>2</sup>	Efficiency	Nominal Flow Rate <sup>3</sup>	Max Recommended Flow Rate <sup>4</sup>	Hazardous Shipping?	Max Pressure	Dimensions	Fitting Type	Part Number	
<b>130 cc</b>	O <sub>2</sub> : 178 cc H <sub>2</sub> O: 2.8 g HC: 3.75 g	O <sub>2</sub> : 301 cc H <sub>2</sub> O: 4.3 g HC: 12.5 g	O <sub>2</sub> : < 5 ppb H <sub>2</sub> O: < 20 ppb HC: < 5 ppb	320 cc/min	1 SLPM	NO	68.9 bar / 1000 psi	3.2 cm x 28 cm	1/8" Brass Compression Fittings	202285-B	
									1/8" Stainless Steel Compression Fittings	202285-SS	
									1/4" Brass Compression Fittings	202286-B	
									1/4" Stainless Steel Compression Fittings	202286-SS	
								13.8 bar / 200 psi	3.2 cm x 34 cm (28 cm w/o fittings)	1/8" Brass Quick Connect Fittings	202285-B-QC
										1/8" Stainless Steel Quick Connect Fittings	202285-SS-QC
										1/4" Brass Quick Connect Fittings	202286-B-QC
										1/4" Stainless Steel Quick Connect Fittings	202286-SS-QC
<b>LS - 475 cc</b>	O <sub>2</sub> : 649 cc H <sub>2</sub> O: 10.3 g HC: 13.7 g	O <sub>2</sub> : 1100 cc H <sub>2</sub> O: 15.7 g HC: 45.7 g	O <sub>2</sub> : < 5 ppb H <sub>2</sub> O: < 20 ppb HC: < 5 ppb	1 SLPM	3.7 SLPM	NO	68.9 bar / 1000 psi	3.8 cm x 57 cm	1/8" Brass Compression Fittings	202285L-B	
									1/8" Stainless Steel Compression Fittings	202285L-SS	
									1/4" Brass Compression Fittings	202286L-B	
									1/4" Stainless Steel Compression Fittings	202286L-SS	
								13.8 bar / 200 psi	3.8 cm x 63 cm (57 cm w/o fittings)	1/8" Brass Quick Connect Fittings	202285L-B-QC
										1/8" Stainless Steel Quick Connect Fittings	202285L-SS-QC
										1/4" Brass Quick Connect Fittings	202286L-B-QC
										1/4" Stainless Steel Quick Connect Fittings	202286L-SS-QC
<b>DS - 500 cc</b>	O <sub>2</sub> : 683 cc H <sub>2</sub> O: 10.9 g HC: 14.4 g	O <sub>2</sub> : 1158 cc H <sub>2</sub> O: 16.5 g HC: 48.1 g	O <sub>2</sub> : < 5 ppb H <sub>2</sub> O: < 20 ppb HC: < 5 ppb	1.2 SLPM	3.9 SLPM	NO	13.8 bar / 200 psi	5 cm x 35 cm	1/8" Brass Compression Fittings	202285D-B	
									1/8" Stainless Steel Compression Fittings	202285D-SS	
									1/4" Brass Compression Fittings	202286D-B	
									1/4" Stainless Steel Compression Fittings	202286D-SS	
								5 cm x 41 cm (35 cm w/o fittings)	1/8" Brass Quick Connect Fittings	202285D-B-QC	
									1/8" Stainless Steel Quick Connect Fittings	202285D-SS-QC	
									1/4" Brass Quick Connect Fittings	202286D-B-QC	
									1/4" Stainless Steel Quick Connect Fittings	202286D-SS-QC	
<b>XLS - 750 cc</b>	O <sub>2</sub> : 1024 cc H <sub>2</sub> O: 16.3 g HC: 21.6 g	O <sub>2</sub> : 1737 cc H <sub>2</sub> O: 24.8 g HC: 72.1 g	O <sub>2</sub> : < 5 ppb H <sub>2</sub> O: < 20 ppb HC: < 5 ppb	1.9 SLPM	5.8 SLPM	NO	13.8 bar / 200 psi	5 cm x 50 cm	1/8" Brass Compression Fittings	202285XL-B	
									1/8" Stainless Steel Compression Fittings	202285XL-SS	
									1/4" Brass Compression Fittings	202286XL-B	
									1/4" Stainless Steel Compression Fittings	202286XL-SS	
								5 cm x 56 cm (50 cm w/o fittings)	1/8" Brass Quick Connect Fittings	202285XL-B-QC	
									1/8" Stainless Steel Quick Connect Fittings	202285XL-SS-QC	
									1/4" Brass Quick Connect Fittings	202286XL-B-QC	
									1/4" Stainless Steel Quick Connect Fittings	202286XL-SS-QC	

1) Oxygen capacity is a function of flow rate - the nominal oxygen capacity is determined using the nominal flow rate. The nominal water capacity is determined for an inlet impurity level of 200 ppm H<sub>2</sub>O.

The nominal hydrocarbon capacity is determined for an inlet impurity level of 500 ppm pentane.

2) The maximum oxygen capacity is determined using 30% of the nominal flow rate. The maximum water capacity is determined for an inlet impurity level of 10000 ppm H<sub>2</sub>O.


The maximum hydrocarbon capacity is determined for an inlet impurity level of 2300 ppm pentane.

3) Nominal flow rate is the recommended flow rate for an estimated gas purifier life of 1 year. This assumes the following inlet impurities: 1 ppm O<sub>2</sub>, 1 ppm H<sub>2</sub>O, and 1 ppm HC (C5 and heavier).

4) The maximum recommended flow rate is recommended for intermittent use only.

# ZPure™ PolyGas II Purifiers

The ZPure PolyGas II Purifier removes water CO<sub>2</sub>, halogenated compounds, siloxanes, hydrocarbons heavier than butane, sulfur-containing molecules, ammonia and other gases. It can be used to purify inert gases, He, Ar, N<sub>2</sub>, and H<sub>2</sub>, and clean dry air (CDA), to low-ppb levels. A common application is for conditioning the hydrogen and zero air lines used with GC flame ionization detectors. It is available in 4 sizes of stainless steel cylinders ranging from 130 cc to 750 cc. The ZPure PolyGas II Purifier is available with standard compression fittings and quick connect fittings offered in 1/4" and 1/8" brass and stainless steel.



	Nominal Capacity <sup>1</sup>	Maximum Capacity <sup>2</sup>	Efficiency	Nominal Flow Rate <sup>3</sup>	Max Recommended Flow Rate <sup>4</sup>	Hazardous Shipping?	Max Pressure	Approximate Dimensions	Fitting Type	Part Number
<b>130 cc</b>	H <sub>2</sub> O: 6.2 g HC: 5.4 g	H <sub>2</sub> O: 9.45 g HC: 17.86 g	H <sub>2</sub> O: < 20 ppb HC: < 5 ppb	1 SLPM	5 SLPM	NO	68.9 bar / 1000 psi	3.2 cm x 28 cm	1/8" Brass Compression Fittings	202287-B
									1/8" Stainless Steel Compression Fittings	202287-SS
									1/4" Brass Compression Fittings	202288-B
									1/4" Stainless Steel Compression Fittings	202288-SS
							13.8 bar / 200 psi	3.2 cm x 34 cm (28 cm w/o fittings)	1/8" Brass Quick Connect Fittings	202287-B-QC
									1/8" Stainless Steel Quick Connect Fittings	202287-SS-QC
									1/4" Brass Quick Connect Fittings	202288-B-QC
									1/4" Stainless Steel Quick Connect Fittings	202288-SS-QC
<b>LS - 475 cc</b>	H <sub>2</sub> O: 22.7 g HC: 19.6 g	H <sub>2</sub> O: 34.5 g HC: 65.3 g	H <sub>2</sub> O: < 20 ppb HC: < 5 ppb	3.7 SLPM	18 SLPM	NO	68.9 bar / 1000 psi	3.8 cm x 57 cm	1/8" Brass Compression Fittings	202287L-B
									1/8" Stainless Steel Compression Fittings	202287L-SS
									1/4" Brass Compression Fittings	202288L-B
									1/4" Stainless Steel Compression Fittings	202288L-SS
							13.8 bar / 200 psi	3.8 cm x 63 cm (57 cm w/o fittings)	1/8" Brass Quick Connect Fittings	202287L-B-QC
									1/8" Stainless Steel Quick Connect Fittings	202287L-SS-QC
									1/4" Brass Quick Connect Fittings	202288L-B-QC
									1/4" Stainless Steel Quick Connect Fittings	202288L-SS-QC
<b>DS - 500 cc</b>	H <sub>2</sub> O: 23.9 g HC: 20.6 g	H <sub>2</sub> O: 36.3 g HC: 68.7 g	H <sub>2</sub> O: < 20 ppb HC: < 5 ppb	3.8 SLPM	19 SLPM	NO	13.8 bar / 200 psi	5 cm x 35 cm	1/8" Brass Compression Fittings	202287D-B
									1/8" Stainless Steel Compression Fittings	202287D-SS
									1/4" Brass Compression Fittings	202288D-B
									1/4" Stainless Steel Compression Fittings	202288D-SS
								5 cm x 41 cm (35 cm w/o fittings)	1/8" Brass Quick Connect Fittings	202287D-B-QC
									1/8" Stainless Steel Quick Connect Fittings	202287D-SS-QC
									1/4" Brass Quick Connect Fittings	202288D-B-QC
									1/4" Stainless Steel Quick Connect Fittings	202288D-SS-QC
<b>XLS - 750 cc</b>	H <sub>2</sub> O: 35.9 g HC: 30.9 g	H <sub>2</sub> O: 54.5 g HC: 103 g	H <sub>2</sub> O: < 20 ppb HC: < 5 ppb	5.8 SLPM	29 SLPM	NO	13.8 bar / 200 psi	5 cm x 50 cm	1/8" Brass Compression Fittings	202287XL-B
									1/8" Stainless Steel Compression Fittings	202287XL-SS
									1/4" Brass Compression Fittings	202288XL-B
									1/4" Stainless Steel Compression Fittings	202288XL-SS
								5 cm x 56 cm (50 cm w/o fittings)	1/8" Brass Quick Connect Fittings	202287XL-B-QC
									1/8" Stainless Steel Quick Connect Fittings	202287XL-SS-QC
									1/4" Brass Quick Connect Fittings	202288XL-B-QC
									1/4" Stainless Steel Quick Connect Fittings	202288XL-SS-QC

1) The nominal water capacity is determined for an inlet impurity level of 200 ppm H<sub>2</sub>O. The nominal hydrocarbon capacity is determined for an inlet impurity level of 500 ppm pentane.

2) The maximum water capacity is determined for an inlet impurity level of 10000 ppm H<sub>2</sub>O. The maximum hydrocarbon capacity is determined for an inlet impurity level of 2300 ppm pentane.

3) Nominal flow rate is the recommended flow rate for an estimated gas purifier life of 1 year. This assumes the following inlet impurities: 1 ppm H<sub>2</sub>O and 1 ppm HC (C5 and heavier).

4) The maximum recommended flow rate is recommended for intermittent use only.





2601 Technology Drive  
Louisville, KY 40299

[www.ChromRes.com](http://www.ChromRes.com)